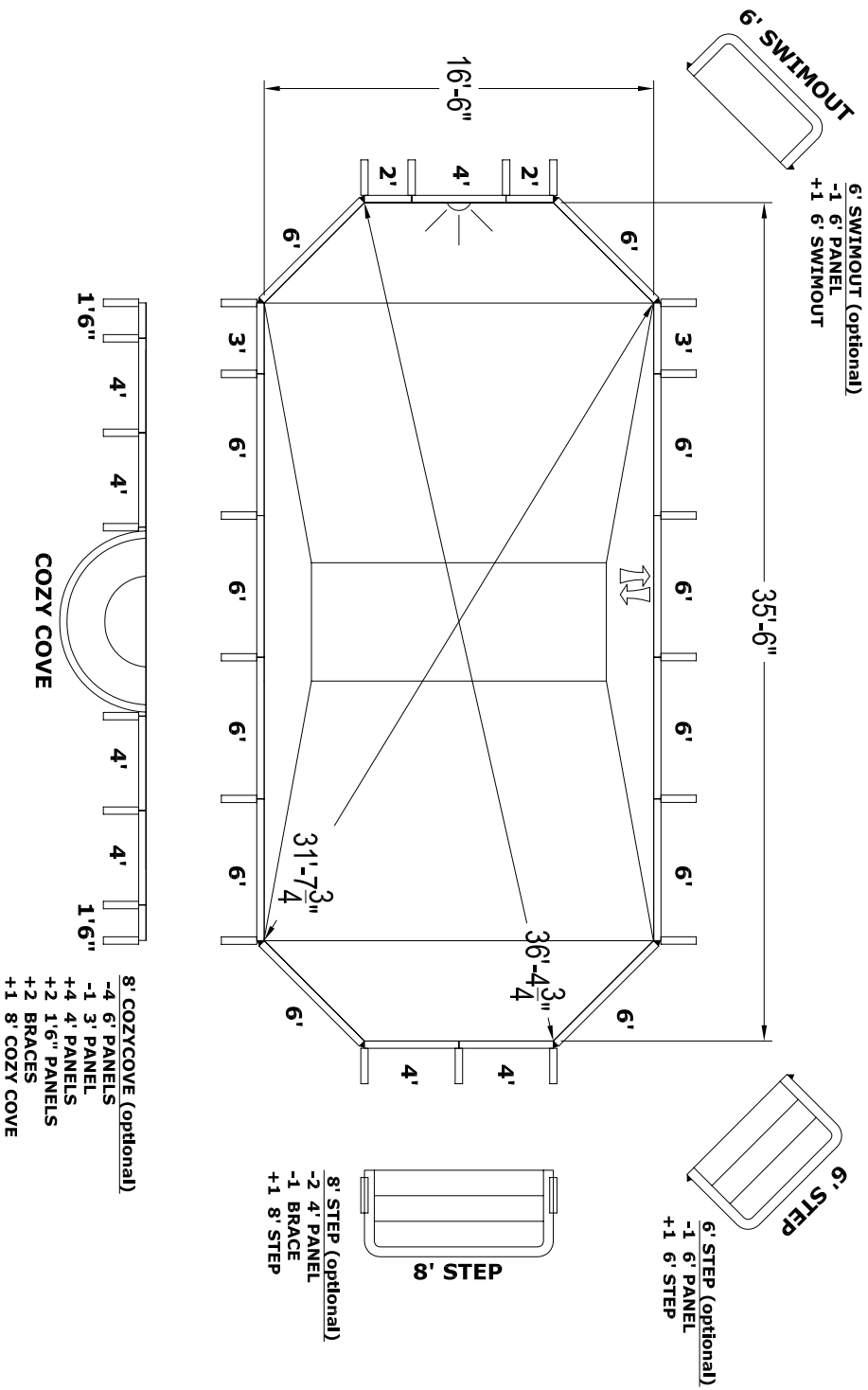


16'6" X 35'6" GRECIAN - BOWTIE



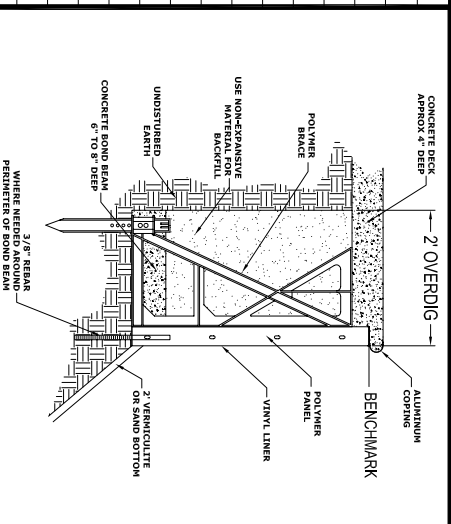
DIMENSIONS

A	16'6"	K	5'	NSPI TYPE	0	SQ. FOOTAGE	586
B	35'6"	L	11'	PERIMETER	94'1"	GALLONS	16547
D	3'4"	M	4'3"				
E	2'8"	M2	4'3"				
F	6'	T	-				
G	12'6"	S	-				
H	2'	N	-				
I	2'	P	-				
J	11'	U	-				

BILL OF MATERIALS

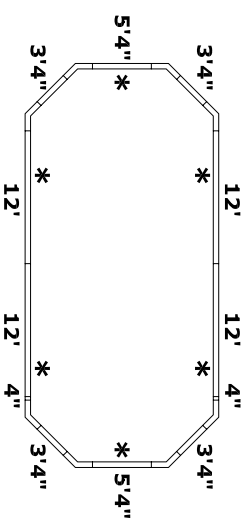
QTY	PART	DESCRIPTION
11	HP106	6' PANEL
1	HP106A	6' PANEL (A/G)
2	HP104	4' PANEL
1	HP104L	4' PANEL (LIGHT)
2	HP103	3' PANEL
2	HP102	2' PANEL
8	HP113	45° WEDGE
19	HP199	BRACE

OVERDIG DETAIL



*NOTE: REFER TO INSTALLATION MANUAL FOR MORE INFO.

COPING LAYOUT



NO DIVING WARNING

ATTENTION DEALER/BUILDER:
It is your responsibility to ensure the safety package provided is delivered to the pool owner and that the "NO DIVING" labels are properly installed.

NO DIVING WARNING LABELS MUST BE INSTALLED IN NO DIVING AREAS ACCORDING TO NSPI SPECIFICATIONS



* SUGGESTED LABEL LOCATIONS ARE SPECIFIED IN THE COPING LAYOUT

PRE-CUT PANEL LEGEND



GENERAL NOTES

1. These are finished dimensions ready for the liner.
2. Dimensions are from inside pool panels.
3. The ideal water level should be to the middle of the skimmer opening(s).

EXCAVATION NOTES

1. Rough excavation should be 2" deeper in each instance.
2. Soil to have minimum bearing capacity of 2000 P.S.F.
3. Locate top of pool at least 6" above surrounding land elevation.
4. See Overdig Detail for excavation around pool.
5. Fill voids under base of panels and ramp well.
6. Backfill with non-expansive material.

ADDITIONAL NOTES

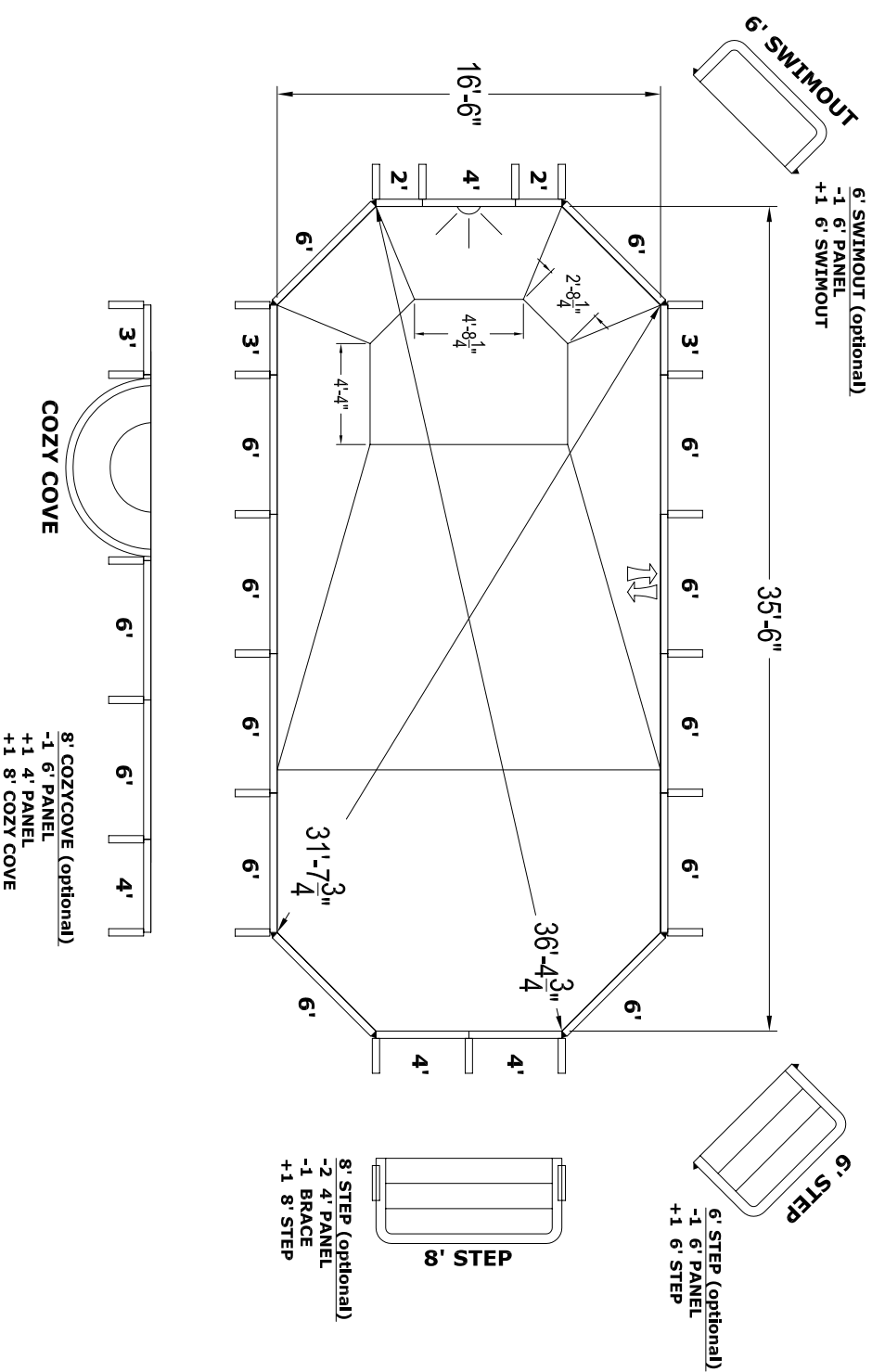
THIS DOCUMENT IS FOR ILLUSTRATIVE PURPOSES ONLY.
The dealer or contractor who sells or installs your pool is an independent contractor and is not an agent of the Manufacturer. The construction methods illustrated here are suggestions and apply only to normal ground conditions. There may be additional precautions and/or methods of construction. Proper installation is the responsibility of the dealer/builder/contractor.



543 South Main Street - Sweetwater, TN 37874

DATE	PANEL LINE	DRAWING TITLE	DRAWING NUMBER
JAN 2007	HYDRA	16'6" X 35'6" GRECIAN - BOWTIE	10223

16'6" X 35'6" GRECIAN CONTOUR BOTTOM



GENERAL NOTES

1. These are finished dimensions ready for the liner.
2. Dimensions are from inside pool panels.
3. The ideal water level should be to the middle of the skimmer opening(s).

EXCAVATION NOTES

1. Rough excavation should be 2" deeper in each instance.
2. Soil to have minimum bearing capacity of 2000 P.S.F.
3. Locate top of pool at least 6" above surrounding land elevation.
4. See Overdig Detail for excavation around pool.
5. Fill voids under base of panels and ramp well.
6. Backfill with non-expansive material.

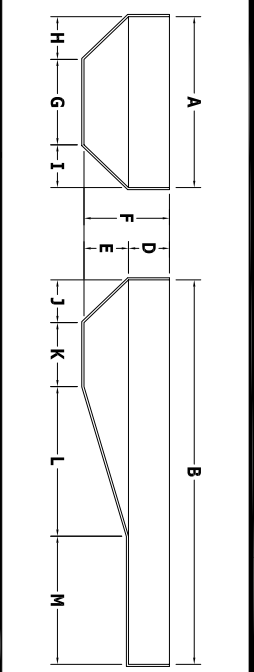
ADDITIONAL NOTES

THIS DOCUMENT IS FOR ILLUSTRATIVE PURPOSES ONLY. The dealer or contractor who sells or installs your pool is an independent contractor and is not an agent of the Manufacturer. The construction methods illustrated here are suggestions and apply only to normal ground conditions. There may be additional precautions and/or methods of construction. Proper installation is the responsibility of the dealer/builder/contractor.

DIMENSIONS

A	16'6"	K	6'3"
B	35'6"	L	14'
D	3'4"	M	1'1'3"
E	4'8"	M2	-
F	8'	T	-
G	8'6"	S	-
H	4'	N	-
I	4'	P	-
J	4'	U	-

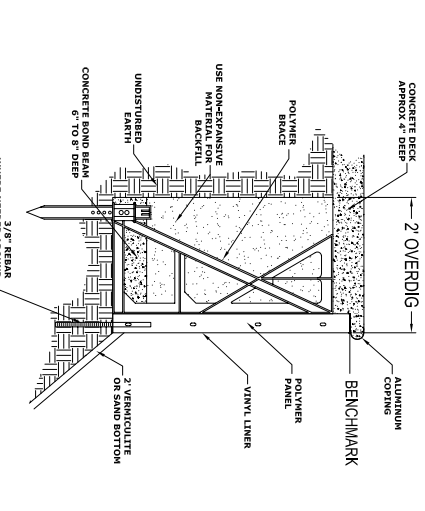
NSPI TYPE	II	SQ. FOOTAGE	586
PERIMETER	94'1"	GALLONS	18937



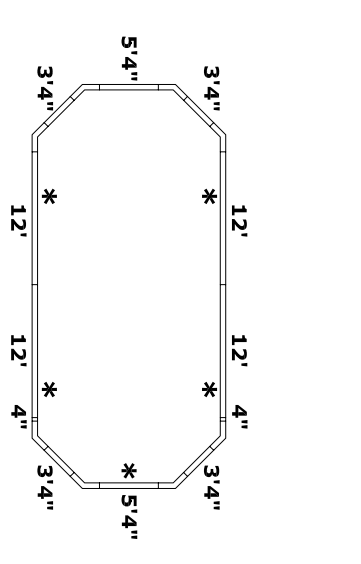
BILL OF MATERIALS

QTY	PART	DESCRIPTION
11	HP106	6' PANEL
1	HP106A	6' PANEL (A/G)
2	HP104	4' PANEL
1	HP104L	4' PANEL (LIGHT)
2	HP103	3' PANEL
2	HP102	2' PANEL
8	HP113	45° WEDGE
19	HP199	BRACE

OVERDIG DETAIL



COPING LAYOUT



NO DIVING WARNING

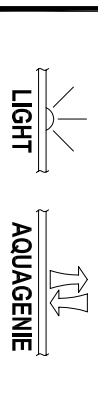
ATTENTION DEALER/BUILDER: It is your responsibility to ensure the safety package provided is delivered to the pool owner and that the "NO DIVING" labels are properly installed.

NO DIVING WARNING LABELS MUST BE INSTALLED IN NO DIVING AREAS ACCORDING TO NSPI SPECIFICATIONS



* SUGGESTED LABEL LOCATIONS ARE SPECIFIED IN THE COPING LAYOUT

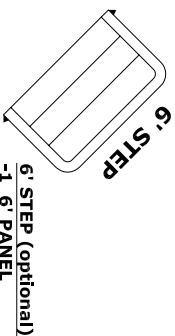
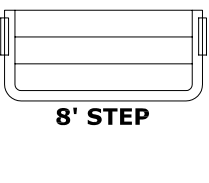
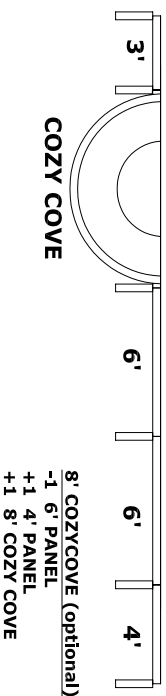
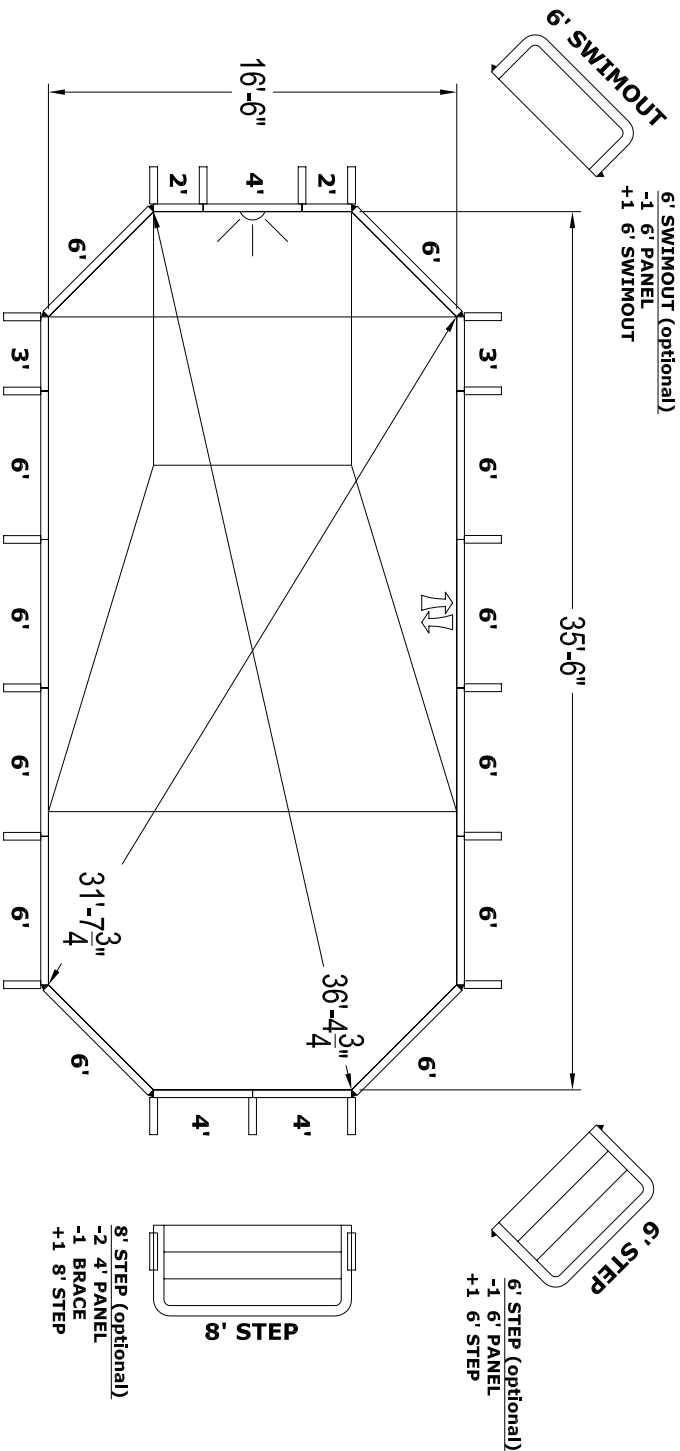
PRE-CUT PANEL LEGEND



543 South Main Street - Sweetwater, TN 37874

DATE	PANEL LINE	DRAWING TITLE	DRAWING NUMBER
JAN 2007	HYDRA	16'6" X 35'6" GRECIAN CONTOUR BOTTOM	10221

16'6" X 35'6" GRECIAN SQUARE BOTTOM



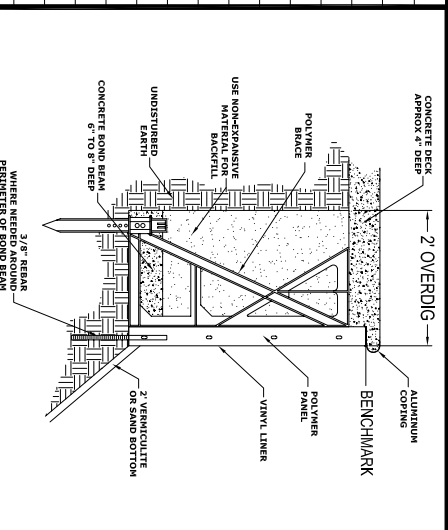
DIMENSIONS

A	16'6"	K	6'	NSPI TYPE	II	SQ. FOOTAGE	586
B	35'6"	L	14'	PERIMETER	94'1"	GALLONS	18937
D	3'4"	M	1'1'3"				
E	4'8"	M2	-				
F	8'	T	-				
G	8'	S	-				
H	4'3"	N	-				
I	4'3"	P	-				
J	4'3"	U	-				

BILL OF MATERIALS

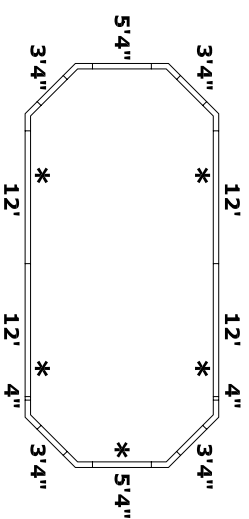
QTY	PART	DESCRIPTION
11	HP106	6' PANEL
1	HP106A	6' PANEL (AVG)
2	HP104	4' PANEL
1	HP104L	4' PANEL (LIGHT)
2	HP103	3' PANEL
2	HP102	2' PANEL
8	HP113	45° WEDGE
19	HP199	BRACE

PANEL SHELF DETAIL



NOTE: REFER TO INSTALLATION MANUAL FOR MORE INFO.

COPING LAYOUT



NO DIVING WARNING

ATTENTION DEALER/BUILDER:
It is your responsibility to ensure the safety package provided is delivered to the pool owner and that the "NO DIVING" labels are properly installed.

NO DIVING WARNING LABELS MUST BE INSTALLED IN NO DIVING AREAS ACCORDING TO NSPI SPECIFICATIONS



* SUGGESTED LABEL LOCATIONS ARE SPECIFIED IN THE COPING LAYOUT

PRE-CUT PANEL LEGEND



GENERAL NOTES

1. These are finished dimensions ready for the liner.
2. Dimensions are from inside pool panels.
3. The ideal water level should be to the middle of the skimmer opening(s).

EXCAVATION NOTES

1. Rough excavation should be 2" deeper in each instance.
2. Soil to have minimum bearing capacity of 2000 P.S.F.
3. Locate top of pool at least 6" above surrounding land elevation.
4. See Overdig Detail for excavation around pool.
5. Fill voids under base of panels and ramp well.
6. Backfill with non-expansive material.

ADDITIONAL NOTES

THIS DOCUMENT IS FOR ILLUSTRATIVE PURPOSES ONLY.
The dealer or contractor who sells or installs your pool is an independent contractor and is not an agent of the Manufacturer. The construction methods illustrated here are suggestions and apply only to normal ground conditions. There may be additional precautions and/or methods of construction. Proper installation is the responsibility of the dealer/builder/contractor.



543 South Main Street - Sweetwater, TN 37874

DATE	PANEL LINE	DRAWING TITLE	DRAWING NUMBER
JAN 2007	HYDRA	16'6" X 35'6" GRECIAN SQUARE BOTTOM	10220

