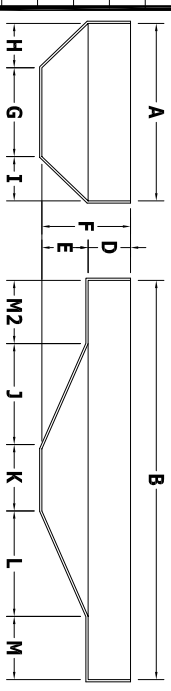


# 20'6" X 40'6" GRECIAN - BOWTIE

## DIMENSIONS

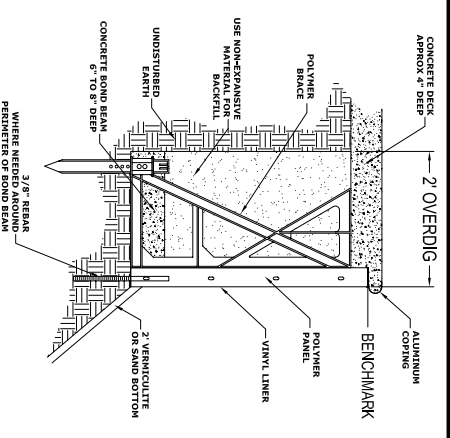
A	20'6"	K	6'	NSPI TYPE	0	SQ. FOOTAGE	830
B	40'6"	L	13'	PERIMETER	112'1"	GALLONS	24143
D	3'4"	M	4'3"				
E	2'8"	M2	4'3"				
F	6'	T	-				
G	16'6"	S	-				
H	2'	N	-				
I	2'	P	-				
J	13'	U	-				



## BILL OF MATERIALS

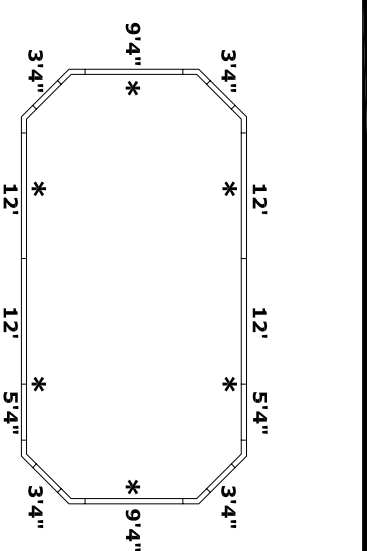
QTY	PART	DESCRIPTION
12	HP106	6' PANEL
2	HP106A	6' PANEL (A/G)
6	HP104	4' PANEL
1	HP104L	4' PANEL (LIGHT)
8	HP113	45° WEDGE
21	HP199	BRACE

## OVERDIG DETAIL



\*NOTE: REFER TO INSTALLATION MANUAL FOR MORE INFO.

## COPING LAYOUT



## NO DIVING WARNING

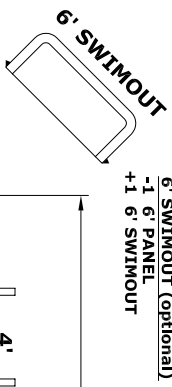
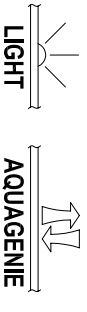
ATTENTION DEALER/BUILDER:  
It is your responsibility to ensure the safety package provided is delivered to the pool owner and that the "NO DIVING" labels are properly installed.

NO DIVING WARNING LABELS MUST BE INSTALLED IN NO DIVING AREAS ACCORDING TO NSPI SPECIFICATIONS

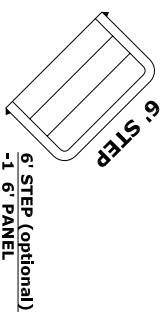
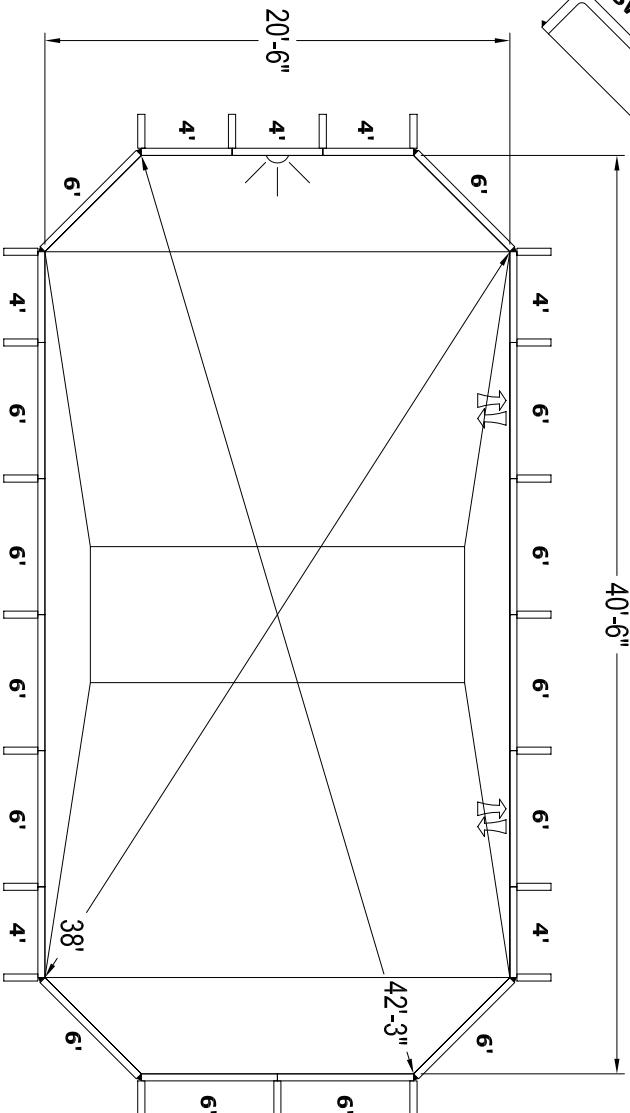


\* SUGGESTED LABEL LOCATIONS ARE SPECIFIED IN THE COPING LAYOUT

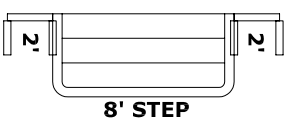
## PRE-CUT PANEL LEGEND



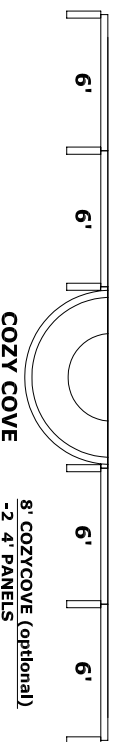
6' SWIMOUT (optional)  
-1 6' PANEL  
+1 6' SWIMOUT



6' STEP (optional)  
-1 6' PANEL  
+1 6' STEP



8' STEP (optional)  
-2 6' PANEL  
+2 2' PANE  
+1 BRACE  
+1 8' STEP



8' COZY COVE (optional)  
-2 4' PANELS  
-1 BRACE  
+1 8' COZY COVE

## GENERAL NOTES

1. These are finished dimensions ready for the liner.
2. Dimensions are from inside pool panels.
3. The ideal water level should be to the middle of the skimmer opening(s).

## EXCAVATION NOTES

1. Rough excavation should be 2" deeper in each instance.
2. Soil to have minimum bearing capacity of 2000 P.S.F.
3. Locate top of pool at least 6" above surrounding land elevation.
4. See Overdig Detail for excavation around pool.
5. Fill voids under base of panels and ramp well.
6. Backfill with non-expansive material.

## ADDITIONAL NOTES

THIS DOCUMENT IS FOR ILLUSTRATIVE PURPOSES ONLY.  
The dealer or contractor who sells or installs your pool is an independent contractor and is not an agent of the Manufacturer. The construction methods illustrated here are suggestions and apply only to normal ground conditions. There may be additional precautions and/or methods of construction. Proper installation is the responsibility of the dealer/builder/contractor.

DATE	PANEL LINE	DRAWING TITLE	DRAWING NUMBER
JAN 2007	HYDRA	20'6" X 40'6" GRECIAN - BOWTIE	10243

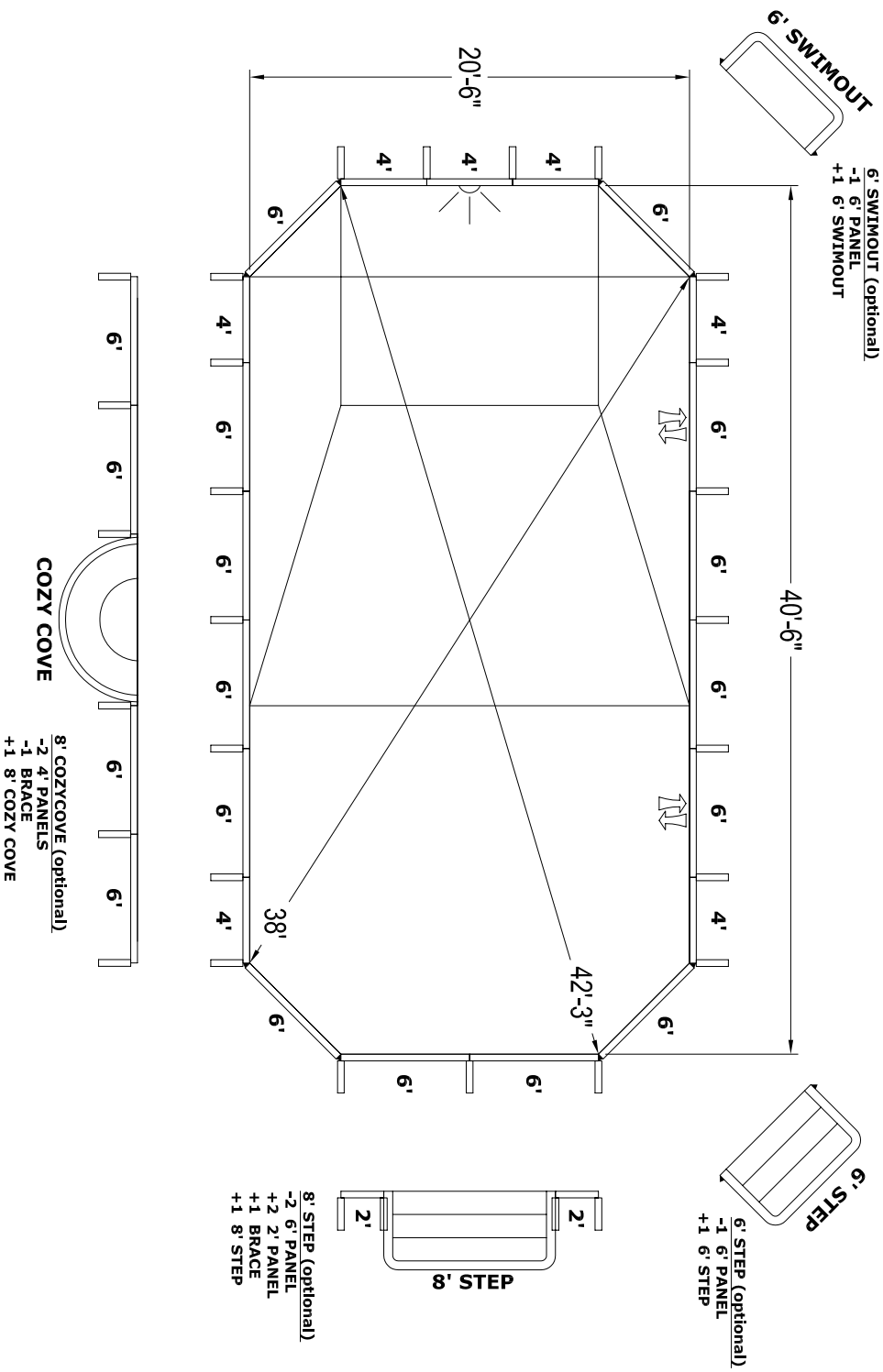


543 South Main Street - Sweetwater, TN 37874



# 20'6" X 40'6" GRECIAN SQUARE BOTTOM

54



### GENERAL NOTES

1. These are finished dimensions ready for the liner.
2. Dimensions are from inside pool panels.
3. The ideal water level should be to the middle of the skimmer opening(s).

### EXCAVATION NOTES

1. Rough excavation should be 2" deeper in each instance.
2. Soil to have minimum bearing capacity of 2000 P.S.F.
3. Locate top of pool at least 6" above surrounding land elevation.
4. See Overdig Detail for excavation around pool.
5. Fill voids under base of panels and ramp well.
6. Backfill with non-expansive material.

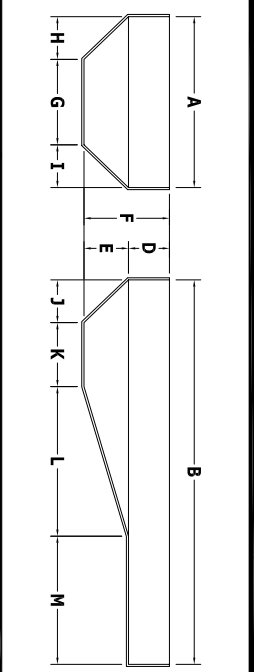
### ADDITIONAL NOTES

THIS DOCUMENT IS FOR ILLUSTRATIVE PURPOSES ONLY. The dealer or contractor who sells or installs your pool is an independent contractor and is not an agent of the Manufacturer. The construction methods illustrated here are suggestions and apply only to normal ground conditions. There may be additional precautions and/or methods of construction. Proper installation is the responsibility of the dealer/contractor.

### DIMENSIONS

A	20'6"	K	6'
B	40'6"	L	14'
D	3'4"	M	16'3"
E	4'8"	M2	-
F	8'	T	-
G	12'	S	-
H	4'3"	N	-
I	4'3"	P	-
J	4'3"	U	-

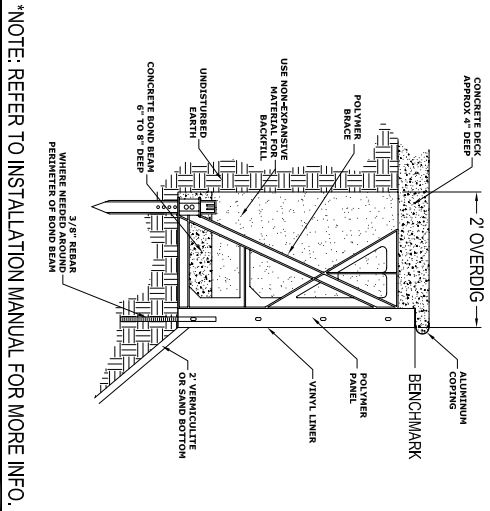
NSPI TYPE	II	SQ. FOOTAGE	830
PERIMETER	112'1"	GALLONS	26189



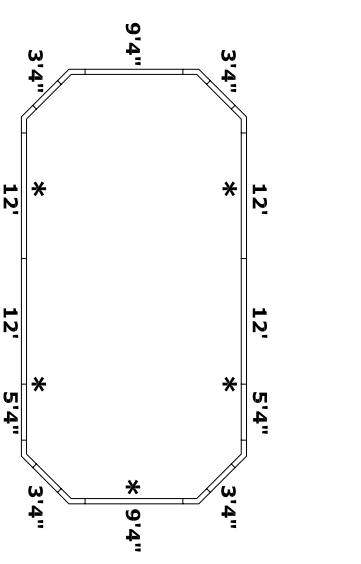
### BILL OF MATERIALS

QTY	PART	DESCRIPTION
12	HP106	6' PANEL
2	HP106A	6' PANEL (A/G)
6	HP104	4' PANEL
1	HP104L	4' PANEL (LIGHT)
8	HP113	45° WEDGE
21	HP199	BRACE

### OVERDIG DETAIL



### COPING LAYOUT



### NO DIVING WARNING

ATTENTION DEALER/BUILDER: It is your responsibility to ensure the safety package provided is delivered to the pool owner and that the "NO DIVING" labels are properly installed.

NO DIVING WARNING LABELS MUST BE INSTALLED IN NO DIVING AREAS ACCORDING TO NSPI SPECIFICATIONS

**A DANGER**  
NO DIVING  
SHALLOW WATER  
DIVING MAY CAUSE DEATH OR PERMANENT INJURY

\* SUGGESTED LABEL LOCATIONS ARE SPECIFIED IN THE COPING LAYOUT

**PRE-CUT PANEL LEGEND**

LIGHT

AQUAGENIE

### DATE

JAN 2007

### PANEL LINE

HYDRA

### DRAWING TITLE

20'6" X 40'6" GRECIAN SQUARE BOTTOM

### DRAWING NUMBER

102240



543 South Main Street - Sweetwater, TN 37874

