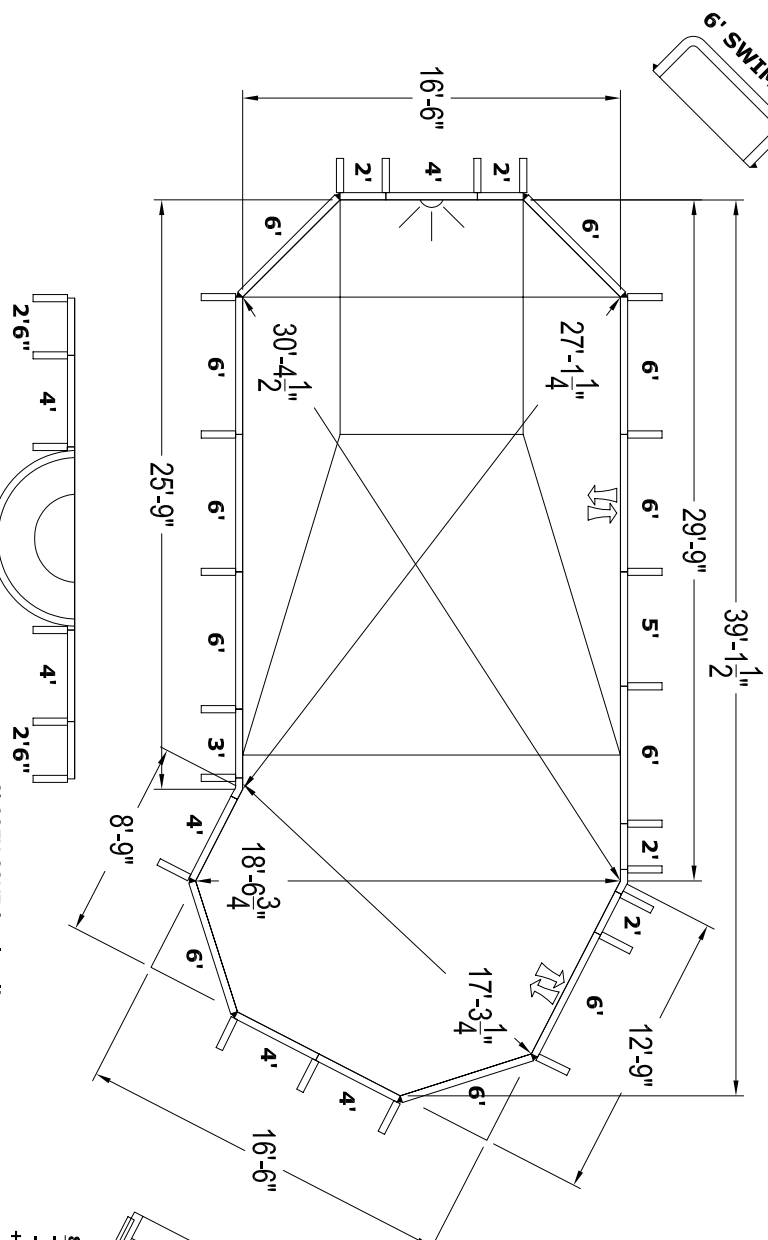


16'6" X 39' GRECIAN LAZY "L" LEFT

6' SWIMOUT (optional)
-1 6' PANEL
+1 6' SWIMOUT



8' COZY COVE (optional)
-3 6' PANELS +2 4' PANELS
-1 3' PANEL +2 2'6" PANELS
+1 BRACE
+1 8' COZY COVE

6' STEP (optional)
-1 6' PANEL
+1 6' STEP

8' STEP (optional)
-2 4' PANEL
-1 BRACE
+1 8' STEP

GENERAL NOTES

1. These are finished dimensions ready for the liner.
2. Dimensions are from inside pool panels.
3. The ideal water level should be to the middle of the skimmer opening(s).

EXCAVATION NOTES

1. Rough excavation should be 2" deeper in each instance.
2. Soil to have minimum bearing capacity of 2000 P.S.F.
3. Locate top of pool at least 6" above surrounding land elevation.
4. See "Panel Shelf Detail" for excavation around pool.
5. See "Overdig Detail" for excavation around pool.
6. Backfill with non-expansive material.

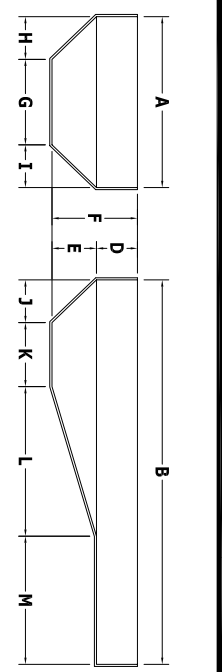
ADDITIONAL NOTES

THIS DOCUMENT IS FOR ILLUSTRATIVE PURPOSES ONLY. The dealer or contractor who sells or installs your pool is an independent contractor and is not an agent of the Manufacturer. The construction methods illustrated here are suggestions and apply only to normal ground conditions. There may be additional precautions and/or methods of construction. Proper installation is the responsibility of the dealer/builder/contractor.

DIMENSIONS

A	16'6"	K	6'
B	29'9"	L	14'
D	3'4"	M	14'10 1/2"
E	4'8"	M2	-
F	8'	T	16'6"
G	8'	S	12'9"
H	4'3"	N	25'9"
I	4'3"	P	8'9"
J	4'3"	U	-

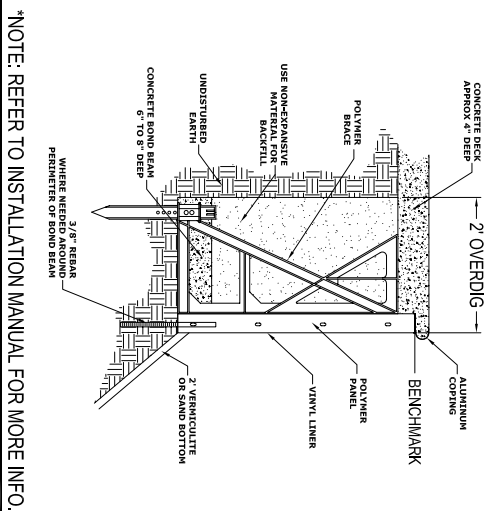
APSP TYPE	II	SQ. FOOTAGE	635
PERIMETER	100'1"	GALLONS	19986



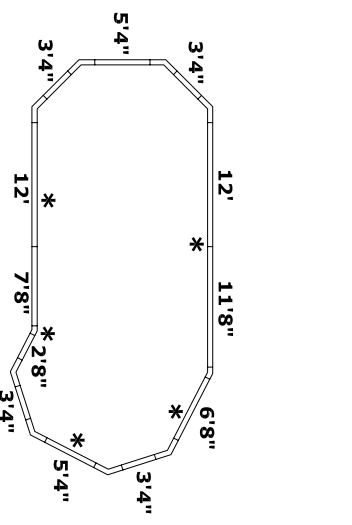
BILL OF MATERIALS

QTY	PART	DESCRIPTION
9	HP106	6' PANEL
2	HP106A	6' PANEL (A/G)
1	HP105	5' PANEL
3	HP104	4' PANEL
1	HP104L	4' PANEL (LIGHT)
1	HP103	3' PANEL
4	HP102	2' PANEL
1	HP121	30° LAZY-ELL PANEL
1	HP120	REV 30° LAZY-ELL PANEL
8	HP113	45° WEDGE
22	HP199	BRACE

OVERDIG DETAIL



COPING LAYOUT



NO DIVING WARNING

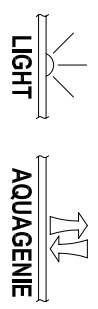
ATTENTION DEALER/BUILDER: It is your responsibility to ensure the safety package provided is delivered to the pool owner and that the "NO DIVING" labels are properly installed.

NO DIVING WARNING LABELS MUST BE INSTALLED IN NO DIVING AREAS ACCORDING TO NSPI SPECIFICATIONS

A DANGER
NO DIVING
SHALLOW WATER
DIVING MAY CAUSE DEATH OR PERMANENT INJURY

* SUGGESTED LABEL LOCATIONS ARE SPECIFIED IN THE COPING LAYOUT

PRE-CUT PANEL LEGEND



ADDITIONAL NOTES

THIS DOCUMENT IS FOR ILLUSTRATIVE PURPOSES ONLY. The dealer or contractor who sells or installs your pool is an independent contractor and is not an agent of the Manufacturer. The construction methods illustrated here are suggestions and apply only to normal ground conditions. There may be additional precautions and/or methods of construction. Proper installation is the responsibility of the dealer/builder/contractor.

DATE	PANEL LINE	DRAWING TITLE	DRAWING NUMBER
JAN 2007	HYDRA	16'6" X 39' GRECIAN LAZY-ELL LEFT	10410

HYDRA POOLS
543 South Main Street - Sweetwater, TN 37874

