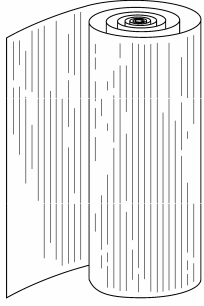




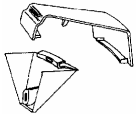


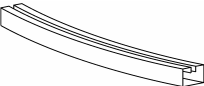








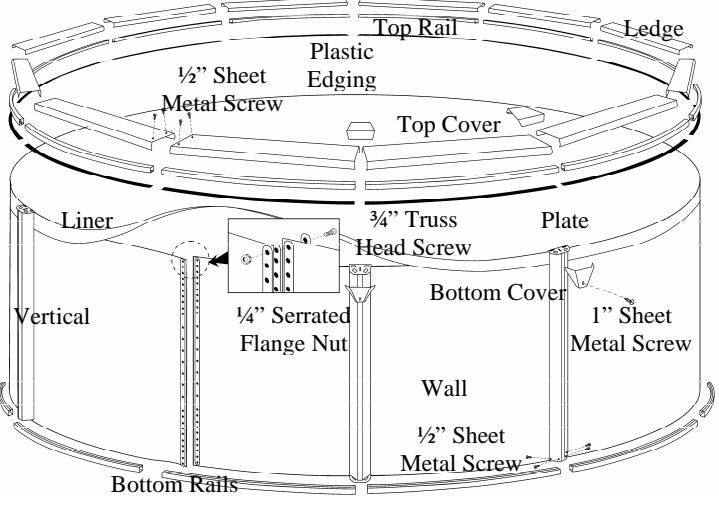





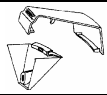

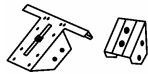

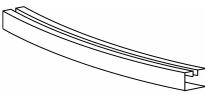


































ITEM	DESCRIPTION	PART #	8'	12'	15'	18'	21'	24'	27'	30'	33'
Carton # 1											
	8'x52" Dune Palm Wall	121573	1	-	-	-	-	-	-	-	-
	12'x52" Dune Palm Wall	121574	-	1	-	-	-	-	-	-	-
	15'x52" Dune Palm Wall	121575	-	-	1	-	-	-	-	-	-
	18'x52" Dune Palm Wall	121576	-	-	-	1	-	-	-	-	-
	21'x52" Dune Palm Wall	121577	-	-	-	-	1	-	-	-	-
	24'x52" Dune Palm Wall	121578	-	-	-	-	-	1	-	-	-
	27'x52" Dune Palm Wall	121579	-	-	-	-	-	-	1	-	-
	30'x52" Dune Palm Wall	121580	-	-	-	-	-	-	-	1	-
	33'x52" Dune Palm Wall	121581	-	-	-	-	-	-	-	-	1
Wall Hardware											
	3/8"-16 X 3/4" Truss Head Bolt	460222	23	23	23	23	23	23	23	23	23
	3/8" X 1-7/8" Washer	460223	46	46	46	46	46	46	46	46	46
	3/8"-16 Serrated Flange Nut	460217	23	23	23	23	23	23	23	23	23
Carton # 2											
	Liner (Not Supplied by Manufacture)	999999	1	1	1	1	1	1	1	1	1
Carton # 3											
	Dune Top Cover	361424	9	10	10	12	14	16	18	20	22
	Dune Bottom Cover	361465	9	10	10	12	14	16	18	20	22
	Plastic Edging	350008	9	12	15	18	21	24	27	30	33
	Top & Bottom Plate	230438	18	20	20	24	28	32	36	40	44
	34 3/16" Top, Bottom Rail	241182	18	-	-	-	-	-	-	-	-
	43" Top, Bottom Rail	240838	-	20	-	-	-	-	-	-	-
	54 5/16" Top, Bottom Rail	240834	-	-	20	24	-	-	-	-	-
	54 1/4" Top, Bottom Rail	240835	-	-	-	-	28	32	-	-	-
	54 1/4" Top, Bottom Rail	241530	-	-	-	-	-	-	36	-	-
	54 1/4" Top, Bottom Rail	241546	-	-	-	-	-	-	-	40	-
	54 1/4" Top, Bottom Rail	241820	-	-	-	-	-	-	-	-	44
	25 Year Limited Warranty	420424	1	1	1	1	1	1	1	1	1
	Instructions	420363	1	1	1	1	1	1	1	1	1
	Do Not Dive Label	490021	4	4	4	4	4	4	4	4	4
	Packing List	420829	1	1	1	1	1	1	1	1	1
Pool Hardware											
	#12x1/2" Sheet Metal	460199	90	100	100	120	140	160	180	200	220
	1" Sheet Metal Screw	460149	9	10	10	12	14	16	18	20	22

ITEM	DESCRIPTION	PART #	8'	12'	15'	18'	21'	24'	27'	30'	33'
Verticals Pre Pack Carton (Packed in Carton 3)											
	51 5/8" Dune Vertical	241801	9	10	10	12	14	16	18	20	22
Carton # 4 – Ledges											
	35 3/8" Dune Ledge	241713	7	-	-	-	-	-	-	-	-
	44 1/4" Dune Ledge	241717	-	7	-	-	-	-	-	-	-
	55 5/8" Dune Ledge	241718	-	-	7	9	11	13	15	17	19
	35 3/8" Dune w/"DO NOT DIVE" Label	241713BL	1	-	-	-	-	-	-	-	-
	44 1/2" Dune w/"DO NOT DIVE" Label	241717BL	-	1	-	-	-	-	-	-	-
	55 5/8" Dune w/"DO NOT DIVE" Label	241718BL	-	-	1	1	1	1	1	1	1
	35 3/8" Dune w/"DO NOT DIVE" Label	241713SL	2	-	-	-	-	-	-	-	-
	44 1/2" Dune w/"DO NOT DIVE" Label	241717SL	2	2	-	-	-	-	-	-	-
	55 5/8" Dune w/"DO NOT DIVE" Label	241718SL	-	-	2	2	2	2	2	2	2
Carton # 5											
	33'x52" Dune Palm Wall	121581	-	-	-	-	-	-	-	-	1
	Wall Hardware										
	3/8"-16 X 3/4" Truss Head Bolt	460222	-	-	-	-	-	-	-	-	23
	3/8" X 1-7/8" Washer	460223	-	-	-	-	-	-	-	-	46
	3/8"-16 Serrated Flange Nut	460217	-	-	-	-	-	-	-	-	23
<p>Warning! Pools are not designed for Diving or Jumping! Diving or Jumping into an Above Ground Pool may result in Death or Serious Permanent Injury!</p> <p>DANGER NO DIVING • SHALLOW WATER DIVING MAY CAUSE DEATH OR PERMANENT INJURY <small>DO NOT REMOVE COVER, OR PART OVER THE SIDE</small></p>											

ITEM	DESCRIPTION	PART #	18 x 12	24 x 12	24 x 15	30 x 15	33 x 18	45 x 18
Carton 1								
	18'x12' Dune Palm Wall	121582	1	-	-	-	-	-
	24'x12' Dune Palm Wall	121583	-	1	-	-	-	-
	24'x15' Dune Palm Wall	121584	-	-	1	-	-	-
	30'x15' Dune Palm Wall	121585	-	-	-	1	-	-
	33'x18' Dune Palm Wall	121586	-	-	-	-	1	-
	45'x18' Dune Palm Wall	121587	-	-	-	-	-	1
	Wall Hardware							
	3/8"-16 X 3/4" Truss Head Bolt	460222	23	23	23	23	23	23
	3/8" X 1-7/8" Washer	460223	46	46	46	46	46	46
	3/8"-16 Serrated Flange Nut	460217	23	23	23	23	23	23
Carton 2								
	Liner (Not Supplied by Manufacture)	999999	1	1	1	1	1	1
Carton 3								
	Dune Top Cover	361424	14	16	16	18	20	26
	Dune Bottom Cover	361465	14	16	16	18	20	26
	Plastic Edging	350008	16	20	21	25	28	36
	Buttress Top Plate	230445	4	6	6	8	8	14
	Buttress Brace Bracket	230335	8	12	12	16	16	28
	Top & Bottom Plate	230438	20	20	20	20	24	24
	31 1/4" Top and Bottom Rail	241842	-	-	8	-	-	-
	31 1/2" Top and Bottom Rail	241967	8	-	-	-	-	-
	43" Top and Bottom Rail	240838	16	16	-	-	-	-
	43 5/16" Top and Bottom Rail	241841	-	-	-	8	8	8
	43 1/2" Top and Bottom Rail	241973	-	8	-	-	-	-
	45 1/2" Top and Bottom Rail	241840	4	8	8	12	12	24
	54 5/16" Top and Bottom Rail	240834	-	-	16	16	20	20
	25 Year Limited Warranty	420424	1	1	1	1	1	1
	Instructions	420869	1	1	1	1	1	1
	Do Not Dive Label	490021	4	4	4	4	4	4
	Packing List	420830	1	1	1	1	1	1
	# 12 X 1/2" S.S. Metal Screw	460199	152	168	168	184	208	256
	# 10 X 1" S.S Metal Screw	460169	10	10	10	10	12	12
	# 10 X 1 3/4" S.S Metal Screw	460209	4	6	6	8	8	14
	1 1/4" Spacer	460208	4	6	6	8	8	14
Support and Strap Hardware								
	1/4" X 2 3/4" S.S. Truss Head Bolt	460173	16	24	24	32	32	56
	1/4" S.S. Nut	460172	16	24	24	32	32	56
	5/16" X 3" Hex Head Bolt	460150	4	6	6	8	8	14
	5/16" X 3/4" Hex Head Bolt	460033	8	12	12	16	16	28
	5/16" X 1/2" Hex Head Bolt	460151	24	36	48	64	80	140
	5/16" Nut	460174	36	54	66	88	104	182
	5/16" Washer	460175	16	24	24	32	32	56
	51 5/8" Dune Vertical	241801	10	10	10	10	12	12

WARNING! POOLS ARE NOT DESIGNED FOR DIVING OR JUMPING!

Diving or jumping into an above ground pool may result in DEATH or serious PERMANENT injury!

ITEM	DESCRIPTION	PART #	18 x 12	24 x 12	24 x 15	30 x 15	33 x 18	45 x 18
Carton 4								
	33 3/8" Dune Ledge	241796	4	-	4	-	-	-
	44 1/4" Dune Ledge	241717	5	5	-	-	-	-
	45 3/8" Dune Ledge	241797	-	4	-	4	4	4
	47 1/2" Dune Ledge	241795	-	2	2	4	4	4
	55 5/8" Dune Ledge	241718	-	-	5	5	7	7
	44 1/4" Dune Ledge w/ Do Not Dive Label	241717BL	1	1	-	-	-	-
	47 1/2" Dune Ledge w/ Do Not Dive Label	241795BL	1	1	1	1	1	1
	55 5/8" Dune Ledge w/ Do Not Dive Label	241718BL			1	1	1	1
	44 1/4" Dune Ledge w/ Do Not Dive Label	241717SL	2	2	-	-	-	-
	47 1/2" Dune Ledge w/ Do Not Dive Label	241795SL	1	1	1	1	1	1
	55 5/8" Dune Ledge w/ Do Not Dive Label	241718SL	-	-	2	2	2	2
Carton 5								
	Buttress Bottom Plate	230338	4	6	6	8	8	8
	Hold down Sheet	230463	-	2	2	4	4	4
	Right Hold Down Sheet	230464	2	2	2	2	2	2
	Left Hold Down Sheet	230465	2	2	2	2	2	2
	Dune Buttress Post	241723	4	6	6	8	8	8
	Dune Buttress Brace	241724	4	6	6	8	8	8
	Inside Internal Upright	241984	-	2	2	4	4	4
	Outside Internal Upright	241985	4	4	4	4	4	4
Carton 6								
	Bottom Strap	180046	4	6	6	8	8	14
	Bottom Strap Extension 15-18	180044	-	-	3	4	8	14
Carton 7								
	47 1/2" Dune Ledge	241917	-	-	-	-	-	6
Carton 8								
	Buttress Bottom Plate	230338	-	-	-	-	-	6
	Hold down Sheet	230463	-	-	-	-	-	6
	Dune Buttress Post	241723	-	-	-	-	-	6
	Dune Buttress Brace	241724	-	-	-	-	-	6
	Inside Internal Upright	241984	-	-	-	-	-	6
Carton 9								
	45'x18' Dune Palm Wall	121587	-	-	-	-	-	1
	Wall Hardware							
	3/8"-16 X 3/4" Truss Head Bolt	460222	-	-	-	-	-	23
	3/8" X 1-7/8" Washer	460223	-	-	-	-	-	46
	3/8"-16 Serrated Flange Nut	460217	-	-	-	-	-	23



NO DIVING • SHALLOW WATER
DIVING MAY CAUSE DEATH OR PERMANENT INJURY



DO NOT DEFACE, COVER, OR PAINT OVER THIS SIGN

WARNING! POOLS ARE NOT DESIGNED FOR DIVING OR JUMPING!

Diving or jumping into an above ground pool may result in DEATH or serious PERMANENT injury!