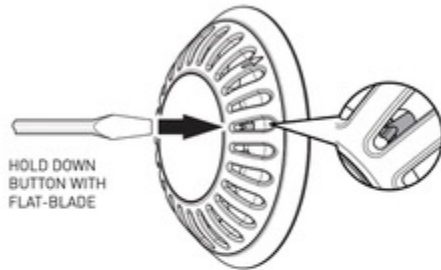


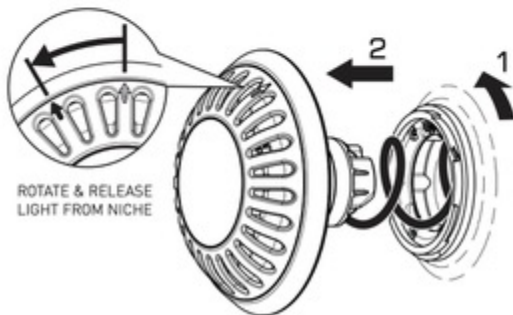
WINTERIZATION

LIGHT REMOVAL

- 1 PUSH & HOLD BUTTON WITH FLAT BLADE



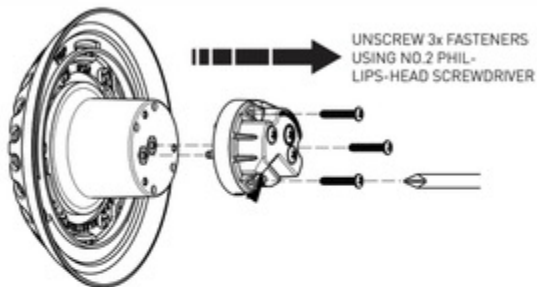
- 2 ROTATE COUNTER-CLOCKWISE & REMOVE FROM LOCKING RING



WINTERIZATION

PLUG REMOVAL & TERMINAL COVER ATTACHMENT

- 3 REMOVE PLUG FROM LIGHT



- 4 ASSEMBLE TERMINAL COVER TO PLUG & STORE IN NICHE

