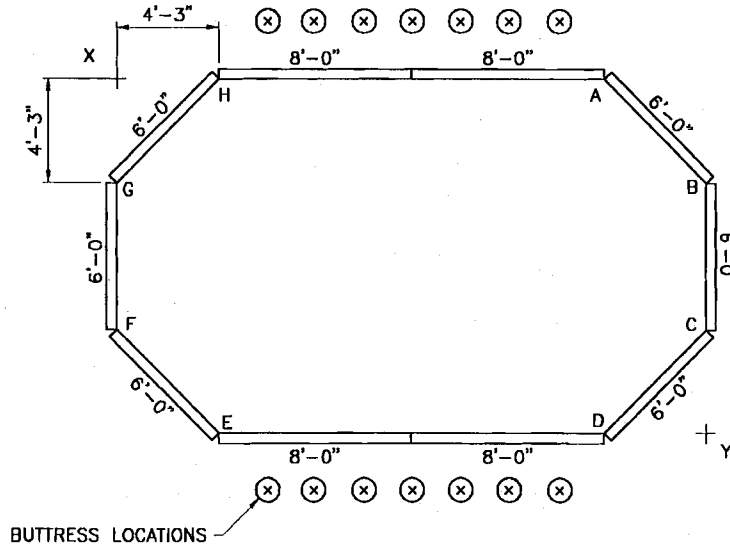


BILL OF MATERIALS

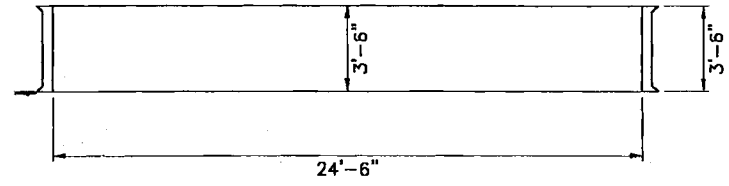
| QTY. | DESCRIPTION | CODE |
|------|------------------------|---------------|
| 1 | 8'-0" HAYWARD SKIMMER | CPN-S096SH |
| 3 | 8'-0" PLAIN PANEL | CPN-S096 |
| 5 | 6'-0" PLAIN PANEL | CPN-S072 |
| 1 | 6'-0" HAYWARD RETURN | CPN-S072RH |
| 14 | BUTTRESS | CPC-BUT |
| 14 | BUTTRESS HARDWARE | CPC-HDW-1234L |
| 8 | 45° ANGLE BRACE, 12GA | CPC-AB45 |
| 1 | 45° BENT HARDWARE (72) | CPC-HDW-PK45 |
| 3 | STRAIGHT HARDWARE (40) | IPC-HDWSTR140 |

15 X 25 EMERALD



check dimensions

| | |
|--------|--------|
| A to C | 11'-1" |
| A to D | 14'-6" |
| A to E | 21'-7" |
| A to F | 22'-8" |
| A to G | 20'-8" |
| X to Y | 28'-6" |



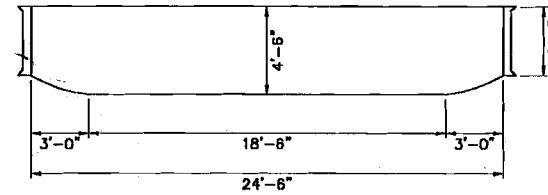
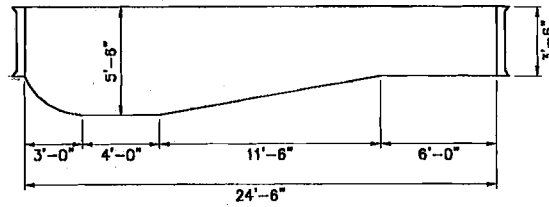
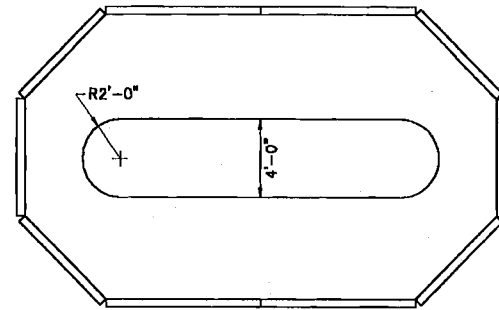
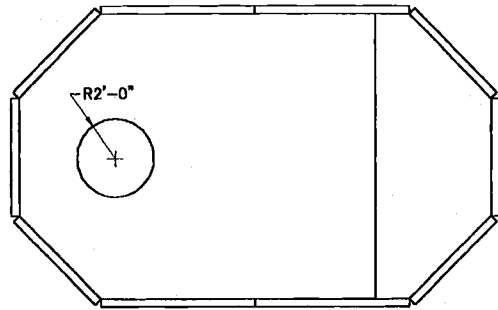
WARNING:
 JUMPING OR DIVING IN ON-GROUND POOLS CAN CAUSE PERMANENT INJURY OR DEATH.

NOTE:
 EXPANDABLE BOTTOMS ARE BOWLED OR DISHED; THE MEASUREMENTS SUPPLIED ARE GUIDES RATHER THAN EXACT MEASUREMENTS.

| REVISIONS | | | CHAMPLAIN STEEL |
|----------------------|------|----|---------------------|
| CHG. | DATE | BY | |
| | | | FLAT BOTTOM |
| VOLUME: 5624 IMP GAL | | | DATE: JAN 01, 2002 |
| AREA: 318.7 SQ. FT. | | | O\N: EM1525XS_02 |
| PERIMETER: 68'-0" | | | SCALE: 1/8" = 1'-0" |

OPTIONAL BOTTOM CONFIGURATIONS

15 X 25 EMERALD



PARTIAL 5' EXPANDABLE BOTTOM
VOLUME: 6975 IMP GAL

FULL 5' EXPANDABLE BOTTOM
VOLUME: 6788 IMP GAL